


## Section 7

### Spare Parts Breakdown

Panels.....	64-65
Cabinet.....	66-67
Imagesetter.....	68-69
Laser.....	70-71
Imagesetter control box.....	72-73
Developer/dryer section.....	74-75
Developer section, lower.....	76-77
Developer control box.....	78-79
Accessories/miscellaneous.....	80
Rec. spare parts list.....	81



*Note:* Any changes since the last revision in this section will be shown in bold and **highlighted**

## Panels





Pos.	Part No.	Designation	Notes
01	049-380-360	Panel, complete	
02	<b>032-552-000</b>	Soft touch panel	Changed from 032-524-000
03	014-119-003	Hinge right	
04	049-169-361	Lower door	
05	014-120-003	Hinge left	
06	211-784-000	Stabilizer bottle (compl)	
07	211-783-000	Activator bottle (compl)	
08	<b>013-315-003</b>	Exit tray (new)	From mach. ser# 45910230
09	<b>012-876-000</b>	Tray for replenishment bottle	New item since edition 7
10	<b>259-207-000</b>	Upgrade kit for new exit tray	To mach. ser# 45910229
11	<b>012-829-003</b>	Hinge, door	New item since edition 7

## Cabinet




Pos.	Part No.	Designation	Notes
01	296-742-000	Display conn. board	
02	297-109-000	Display board	
03	459-533-000	Gas piston 75n	
04	403-624-000	Light sealing strip	
05	411-145-000	Activator interlock	
06	043-368-000	Rail, right	
07	066-816-000	Reed sensor	
08	049-164-003	Base plate	
09	450-206-000	Feet	
10	043-369-000	Rail, left	
11	<b>012-832-003</b>	<b>Hinge, upper</b>	<b>New item since edition 7</b>
12	<b>014-063-003</b>	<b>Hinge, lower</b>	<b>New item since edition 7</b>
13	<b>413-208-000</b>	<b>Magnet for interlock (not shown)</b>	<b>New item since edition 7</b>


## Imagesetter



Pos.	Part No.	Designation	Notes
	240-279-000S	Imagesetter unit (complete)	
01	296-752-000	Trimmer lamps(inside housing)	
02	411-717-000	Feed switch	
03	022-648-000	Inlet roller (rubber)	
03	022-647-000	Inlet roller (metal)	
04	459-923-000	Knife unit	
05	411-160-000	Cassette switch (inside housing, top left)	
06	411-145-000	Top lid interlock	
07	452-120-000	Drive gear wheel	
08	452-119-000	Drive belt	
09	018-032-025	Eccentric belt guide	
10	413-089-000	Drive motor	
11	049-363-000	Inlet guide (not shown)	To mach. ser# 45110428
12	049-430-000	Inlet guide (not shown)	From mach. ser# 45110429
13	055-734-036	Material roller (rear)	
14	055-735-036	Material roller (front)	





## Laser







Pos.	Part No.	Designation	Notes
01	022-659-000	Roller	New item since edition 7
02	018-045-000	Pulley	New item since edition 7
03	451-144-000	Pressure wheel	New item since edition 7
04	055-734-036	Roller	New item since edition 7
05	451-139-000	Pulley	New item since edition 7
	018-044-000	Bearing	New item since edition 7
06	452-134-000	Belt toothed	New item since edition 7
07	219-334-000S	Laser engine, complete	
08	296-755-000	Trimmer lamp interface board	
09	413-089-000	Motor	
10	411-160-000	Cassette switch	
11	296-768-000	Control PCB cooling	New item since edition 7
12	213-015-000	Cooling fan assy.	New item since edition 7

## Imagesetter control box





Pos.	Part No.	Designation	Notes
01	212-808-000S	Exposure control box, complete	
02	414-979-000	Noise filter	
03	412-455-000	Fuse 2A	
04	414-295-000	Power supply, 24V	from 4544-0429
05	414-296-000	Power supply, 3.3V	from 4544-0429
	414-289-000	Power supply, old	to 4544-0428
06	296-750-000	Filter board (large)	
07	076-325-000	E-Prom version 1.12	
08	296-759-000	Imagesetter board	
09	296-751-000	Filter board 25 Pol (small)	
		Note: inside chassis	
10	413-090-000	Board, stepmotor	

## Developer Dryer section




Pos.	Part No.	Designation	Notes
01	011-371-000	Foam rollers	
02a	082-174-000	Dryer upper	
02b	082-173-000	Dryer lower	
03a	<b>022-637-013</b>	Teflon roller (upper)	Old version drop-in type
03b	<b>022-677-013</b>	Teflon roller (upper)	Newer version fixed type
03c	022-656-000	Rubber roller (lower)	
04	079-990-000	Developer/stabilizer racks	
05a	012-902-000	Overflow/drainage tube	
05b	459-638-000	Overflow/drainage tube,O ring	
06a	049-310-003	Buffer guide, fixed	
06b	049-311-000	Buffer guide, movable	
06c	035-927-000	Buffer guide, spring	
07	049-266-000	Shaft/worm wheels for dryer, stabilizer and activator drive	
08	296-730-000	Interface PCB	
09	411-154-000	Drain pump switch	
10	066-923-000	Activator level sensor	
11	267-002-000	Activator heater	
12	262-326-000	Activator temperature sensor	
13	049-237-003	Connector	
14	452-091-000	Developer motor drive belt	
15	413-055-000	Developer drive motor	
15	296-599-000	Developer drive motor board	
16	030-355-000	Worm wheel right	
17	030-356-000	Worm wheel left	
18	049-176-033	Developer/dryer shield(not shown)	
19	222-640-000	Rubber roller kit (consists of)	
	022-634-000	Rubber rollers (2)	
	081-972-000	Bearings (2)	
	035-237-000	Springs (2)	
	035-237-000	Sprocket (1)	
20	<b>030-098-000</b>	Worm wheel right	New item since edition 7
21	<b>030-099-000</b>	Worm wheel left	New item since edition 7

## Developer section lower



Pos.	Part No.	Designation	Notes
1	013-052-000	Waste tank lid	
2	013-015-000	Waste tank	
3	067-288-000	Float switch	
<b>4</b>	<b>300346</b>	<b>Waste tank drain pump, kit</b>	<b>New item since edition 7</b>
5	067-794-000	Activator circulation pump	
6	413-055-000	Developer drive motor/encoder	
7	411-718-000	Dryer plate path switch	
8	296-599-000	Developer drive motor PCB	
9	021-345-080	Dryer heat sensor	
10	067-007-000	Replenishment pump, activator	
11	067-007-000	Replenishment pump, stabilizer	
12	012-888-000	Coupling, female	
	459-660-000	Coupling, male	<i>Note: not shown</i>
	9604450070	Hose, drain complete	<i>Note: not shown</i>

## Developer control box





Pos.	Part No.	Designation	Notes
1	414-061-000	Solid state relay, circulation pump	
2	414-061-000	Solid state relay, dryer	
3	414-061-000	Solid state relay, activator heater	
4	296-704-000	Developer interfacePCB	
5	414-971-000	Noise filter	
6	414-270-000	Step-up transformer	
7	412-446-000	Fuse 3A	
8	412-440-000	Fuse 1A	
9	412-471-000	Fuse 4A	
10	412-462-000	Fuse 10A	
11	412-440-000	Fuse 1A	
12	412-451-000	Fuse 15 A	
13	412-440-000	Fuse 1A	
14	296-701-000	Dev. CPU PCB	
15	076-306-000	EE Prom (IC3)	
16	414-254-000	Low voltage transformer	
17	067-577-000	Capacitor	
<b>18</b>	<b>413-302-000</b>	<b>Fan (not shown)</b>	<b>New item since edition 7</b>

## Accessories/miscellaneous

Page	Part No.	Designation	Quantity
	201-991-000	Film kit for Genesis	
	205-480-100	PC for Genesis	
	259-984-000	Spare parts kit for Genesis	
	067-180-000	Mains cable USA/Canada	
	067-181-000	Mains cable Europe	
	274-152-000	RIP software Genesis	
	296-747-000	RIP interface board	
	067-622-000	Parallel cable	
	067-621-000	Modem cable	
	411-425-000	Modem cable (9-9 pol.)	
	067-642-070	Developer extension lead	
	025-499-000	Interlock key	
	291-009-000	Tool kit for Genesis	
	249-118-000	Guide, cassette	
	<b>249-116-000</b>	Filmspool roll (compl)	New item
	<b>056-301-000</b>	Metal end caps	New item
	9604450010	<b>Gear kit, processor</b> (consists of:)	
	018-035-000	Gear 28Z M1	4
	018-036-000	Gear 28Z M134	2
	018-037-000	Gear 28Z M1	2
	030-137-000	Gear Z48 M1	1
	030-355-000	Worm wheel right	1
	030-356-000	Worm wheel left	1
	9604450020	<b>Screw kit</b> (consists of:)	
	035-237-000	Spring 0.4 mm	8
	057-252-000	Spacer	3
	081-972-000	Bearing set	16

## Rec. spare parts list

Page/pos.	Part No.	Designation	No.
	259-984-000	Spare parts kit for Genesis	
51-2	032-524-000	Soft touch panel	1
53-1	296-742-000	Display conn. board	1
53-2	297-109-000	Display board	1
53-3	459-533-000	Gas piston 75n	2
53-5	411-145-000	Activator interlock	2
53-7	066-816-000	Reed sensor	2
55-1	296-752-000	Trimmer lamps(inside housing)	2
55-2	411-717-000	Feed switch	2
55-3	055-734-036	Inlet roller (rubber)	1
55-3	055-735-036	Inlet roller (metal)	1
55-4	459-923-000	Knife unit	1
55-5	411-160-000	Cassette switch	1
55-6	411-145-000	Top lid interlock	1
55-10	413-089-000	Drive motor	1
57-1	219-334-000	Laser engine, complete	1
59-4	414-289-000	Power supply, complete	1
59-6	296-759-000	Imagsetter board	1
59-8	413-090-000	Board, stepmotor	1
61-5a	012-902-000	Overflow/draining tube	10
61-5b	459-638-000	Overflow/draining tube,O ring	10
61-7	049-266-000	Shaft/worm wheels	2
61-8	296-730-000	Interface PCB	1
61-10	066-923-000	Activator level sensor	1
61-11	267-002-000	Activator heater	1
61-12	262-326-000	Activator temperature sensor	1
61-14	452-091-000	Developer motor drive belt	1
61-16	030-356-000	Worm wheel left	5
61-16	030-355-000	Worm wheel right	5
63-5	066-102-000	Activator circulation pump	1
63-6	413-055-000	Developer drive motor/encoder	1
63-7	411-718-000	Dryer plate path switch	1
63-8	296-599-000	Developer drive motor PCB	1
63-10	067-007-000	Replenishment pump	1
65-3	414-061-000	Solid state relay	2
65-4	296-704-000	Developer interface PCB	1
65-7	412-446-000	Fuse 3A	10
65-8	412-440-000	Fuse 1A	10
65-9	412-471-000	Fuse 4A	10
65-10	412-462-000	Fuse 10A	10
65-12	412-451-000	Fuse 15 A	10
65-14	296-701-000	Dev. CPU PCB	1
65-15	076-306-000	EE Prom (IC3)	1