


## Section 10

# Spare Parts Catalogue

Panels front .....	2
Imagesetter, front open .....	4
Input cassette .....	6
Imagesetter, front .....	8
Imagesetter, right side .....	10
Imagesetter, rear .....	12
Imagesetter electronics .....	14
Input module 1 .....	16
Input module 2 .....	18
Input module 3 .....	20
Output/knife module 1 .....	22
Output/knife module 2 .....	24
Output/knife module 3 .....	26
Output/knife guide module .....	28
Conveyer 1 .....	30
Conveyer 2 .....	32
Film option .....	34
Buffer module 1 .....	36
Buffer module 2, right side .....	38
Buffer module 3, left side .....	40
Switch guide .....	42
Laser car system .....	44
Processor section lower .....	46
Processor/Dryer section 1 .....	48
Processor/Dryer section 2 .....	50
Processor Rack .....	52
Processor control box .....	54
Recommended spare parts list .....	56
Kits .....	57


Note: Any changes since the last revision (version 6) in this section will be highlighted.

## Panels front



Pos.	Part No.	Designation	To mach. #	From mach. #
1	6400563600	Top lid. cover		
2	6400562700	Cassette cover		
3	6400562800	Front cover		
4	6704450710	Processor front		
5	6704450720	Processor door		
6	6704450810	Output tray		
7	6400565500	Electronics cover		
8	6620200110	Feet (x4)		
9	6410004110	Wheels (x4)		
10	043-368-000	Processor rail, right	46140116	
11	043-369-000	Processor rail, left	46140116	
12	044-448-000	Processor rail, right		46140117
13	044-449-000	Processor rail, left		46140117
		<b>Note:</b> Pos. 7 to 13 not shown		



## Imagesetter, front open



Pos.	Part No.	Designation	To mach. #	From mach. #
1	6201300090	Gas piston, small		
2	6201300080	Gas piston, large		
3a	6704450070	Input cassette DPX 5080 (2" core)		
3b	6704450075	Input cassette DPX 5080 (2.8" core)		
4	6704450760	Light cover		
5a	6031000004	Snap lock fastening clips		
5b	6031000005	Snap lock		




### Input cassette



Pos.	Part No.	Designation	To mach. #	From mach. #
1	6400585600	Side plate, bottom left		
2	6400585700	Side plate, top left		
3	6400585800	Side plate, bottom right		
4	6400585900	side plate, top right		
5	6400586000	Base plate, top		
6	6400586100	Base plate, bottom		
7	6400586200	Motor, cover		
8	5600690100	Input cassette board, female		
9	9604450100	Motor with console, gear wires and plug		
10	6400587500	Lock spring (1 of 2)		
11	6400586600	Main shaft		
12	6400586800	Hub, right		
13	6400586900	Hub, left		
14	6400587000	Tightening knob		
15	6400586700	End cap (1 of 2)		
16	6400586300	Gear, main shaft		
17	9604450120	End cap, with hub, right 2.8" <i>Not shown</i>		
17	9604450130	End cap, with hub, left 2.8" <i>Not shown</i>		
18	6220309070	Finger knob		
19	6050410020	Counter nut, M10 <i>Not shown</i>		


## Imagesetter, front





Pos.	Part No.	Designation	To mach. #	From mach. #
1	9604500170	Car spindle stepmotor		
2	9604000060	Input cassette board		
3	9604400040 S	Input module		
4	9604400050 S	Output/knife module		
5	6704450140	Conveyer		
6	9604000230	Main cooling fan 12V		
6	9604000240	Main air filter set		
7	9604000160	Interlock switch		


## Imagesetter, right side



---

Pos.	Part No.	Designation	To mach. #	From mach. #
1	6704000440	Drum <b>guide right</b> , mounted		
2	9604400020 S	Spinner 30.000 rpm		
3	6704000430	Drum guide left, mounted		
4	3400021800	Car protection switch SAIA		



## Imagesetter, rear





Pos.	Part No.	Designation	To mach. #	From mach. #
1	<b>300023S</b>	Imagesetter electronics		
2a	3460220040	Fuse holder		
2b	3450140024	Fuse 4A		
3	3380400010	Mains enclosure w/filter		
4	3380200040	Mains switch		
5	6504450010	Sirius power supply		
6	6600250070	SCSI cable diff. DPX		
7	6600250080	232 cable DPX		


## Imagetsetter electronics



Pos.	Part No.	Designation	To mach. #	From mach. #
1	5601170100	Step motor driver (Film option only)		
2	9604000030	Backplane		
3	9604000220	Electronics cooling fan		
4	9604500691	Coax cable		
5	9604300010 S	Driver board		
6	9604450030 S	Control board, without NV-RAM		
7	9604450040	NV-RAM		
8	9604450080	Cable kit for carriage, backplane J2		
9	6610573800	Input supply, backplane J10		
10	6610572200	Output supply, backplane J11		
11	6610572400	Conveyer supply, backplane J12		



## Input module I







---

Pos.	Part No.	Designation	To mach. #	From mach. #
	9604400040 S	Input module		
1	6400290000	Pulley		
2	9604000130	Drive belt 6T25-200		
3	6400541000	Pulley 16T25/36		
4	9604400180	Gear feed lock 2=12 M1		
5	9604400190	Gear feed lock 2=36 M1		


## Input module 2



Pos.	Part No.	Designation	To mach. #	From mach. #
	9604400040 S	Input module		
1	2520500050	Sensor Hamlin, feed A		
2	6200900310	Bronze bearing		
3	6704400930	Stepmotor, input		
4	9604400250	O ring EPDM 14x12		
5	9604000160	Interlock switch		
6	9604400120	Stepmotor, feed lock		
7	9604400410	Feed roller assy.		
8	9604400560	Switch, feed lock		




### Input module 3





Pos.	Part No.	Designation	To mach. #	From mach. #
	9604400040 S	Input module		
1	6620100200	O ring 15.25 EPDM		
2	6400015070	Pulley		
3	9604400200	Drive belt T25/210		
4	6400540700	Pulley 16T2 5/30		
5	6400540300	Pulley 16T 25/48		
6	6400432300	Spring for input rollers		
7	9604400420	Belt tensioner		
8	6620400040	Drive belt 6T 25-245		
9	6400574600	Spring		
10	6400540900	Pulley 16T 25/15		
11	6200900310	Bushing, 1 of 10		
12	6201100200	Locking ring, 1 of 7		


## Output/knife module I



---

Pos.	Part No.	Designation	To mach. #	From mach. #
	9604400050 S	Output/knife module		
1	9604400130	Step motor knife		
2	6620400220	Drive belt T25-6mm		
3	9604400500	Knife head complete		
4	9604400270	O ring EPDM 13,3x24 (1 of 18)		
5	9604400120	Stepmotor, output		

## Output/knife module 2






---

Pos.	Part No.	Designation	To mach. #	From mach. #
	9604400050 S	Output/knife module		
1	6400013650	Pulley for output motor		
2	9604000110	Drive belt 6T2.5-120		
3	6400542400	Pulley for tension roller		



### Output/knife module 3



---

Pos.	Part No.	Designation	To mach. #	From mach. #
	9604400050 S	Output/knife module		
1	9604400260	O ring EPDM 12x2		
2	6400547200	Pulley 2=18		
3	9604400560	Switch		

## Output/knife guide module







---

Pos.	Part No.	Designation	To mach. #	From mach. #
	6704450130	Output/knife guide module		
1	2520500050	Sensor hamlin		
2	9604000140	Sensor switch		



# Conveyer I



Pos.	Part No.	Designation	To mach. #	From mach. #
	6704450140	Conveyer		
1	6200900310	Bronze bearing		
2	6400561500	Conveyer roller with O ring		
3	9604400130	Stepmotor		
4	6620100410	O ring EPDM 18-16		
5	9604000140	Sensor switch		
6	6620100420	O-ring EPDM 14-4		
7	6620100410	O-ring		
8	6400561800	Torsion spring		
9	6400577700	Conveyer roller smooth		




## Conveyer 2







Pos.	Part No.	Designation	To mach. #	From mach. #
	6704450140	Conveyer		
1	6400561700	Pulley T35		
2	6620400230	Drive belt 6T2.5 - 780		
3	6400561600	Pulley T32		
4	6200900460	Bearing		
5	6400010370	Spring holder		
6	6201100200	Ring, retaining		
7	9604400160	Spring		
8	6201100400	Ring, retaining		
9	6620100410	O-ring EPDM 18,1 x 1,6 (1 of 6)		
10	6400560100	Guide, conveyer out. <i>Not shown</i>		

## Film option



Pos.	Part No.	Designation	To mach. #	From mach. #
	213-026-000 213-026-001	Film option 2,0" Film option 2,8"		
1	9204000120	Take-up cassette		
2	6704450800	Buffer module		
3	6400590500	Leaf spring		
4	6400581700	Arm for output cassette		
5	6704450121	Switch guide, version 2		
6	5601170100	Stepmotor driver		
7	6610265600	Magnetic switch		
8	9604450110	Tension belt (inside cassette, <i>not shown</i> )		

## Buffer module I






---

Pos.	Part No.	Designation	To mach. #	From mach. #
	6704450800 S	Buffer module		
1	2520500050	Sensor Hamlin		
2	6620400010	Drive belt		
3	9604400270	O ring EDPM 13.3 x 2.4		
4	6400543700	Pulley T2,5/22		
5	9604000140	Sensor switch		
6	9604400120	Stepmotor		


## Buffer module 2, right side



---

Pos.	Part No.	Designation	To mach. #	From mach. #
	6704450800 S	Buffer module		
1	9604400160	Spring		
2	9604400550	Sensor, side control		

### Buffer module 3, left side






---

Pos.	Part No.	Designation	To mach. #	From mach. #
	6704450800 S	Buffer module		
I	9604400160	Spring		



## Switch guide



---

Pos.	Part No.	Designation	To mach. #	From mach. #
	<b>6704450121</b>	Switch guide, <b>version 2</b>		
1	9604400560	Switch		
2	9604400130	Stepmotor, switch guide		
3	9604000110	Drive belt		
4	6400015070	Pulley		



## Laser car system





Pos.	Part No.	Designation	To mach. #	From mach. #
01	419-508-000	Micro switch, right.		
02	419-508-000	Micro switch, left.		
03	419-409-000	Lead screw motor, 5 phase step.		
04	419-511-000	Coupling, lead screw to motor.		
05	9604400020 S	Spinner.		
06	419-243-000	Iris motor.		
07	9604500200	Filter motor.		
08	9604500050	Laser board.		
	405-125-000	Grease, Lead screw 3g.		
09	9604500320	Micro switch, Ampeture		
10	9604500310	Micro switch, Filter		
11	067-224-000	Coax cable		
12	6704500350	Fly wheel, mounted		



### Processor section lower



---

Pos.	Part No.	Designation	To mach. #	From mach. #
1	013-052-000	Waste tank lid		
2	013-015-000	Waste tank		
3	067-288-000	Float switch		
4	6704450420	Waste tank drain pump		
5	6704450410	Activator circulation pump		
6	067-007-000	Replenishment pump, activator		
7	067-007-000	Replenishment pump, stabilizer		


### Processor/Dryer section I





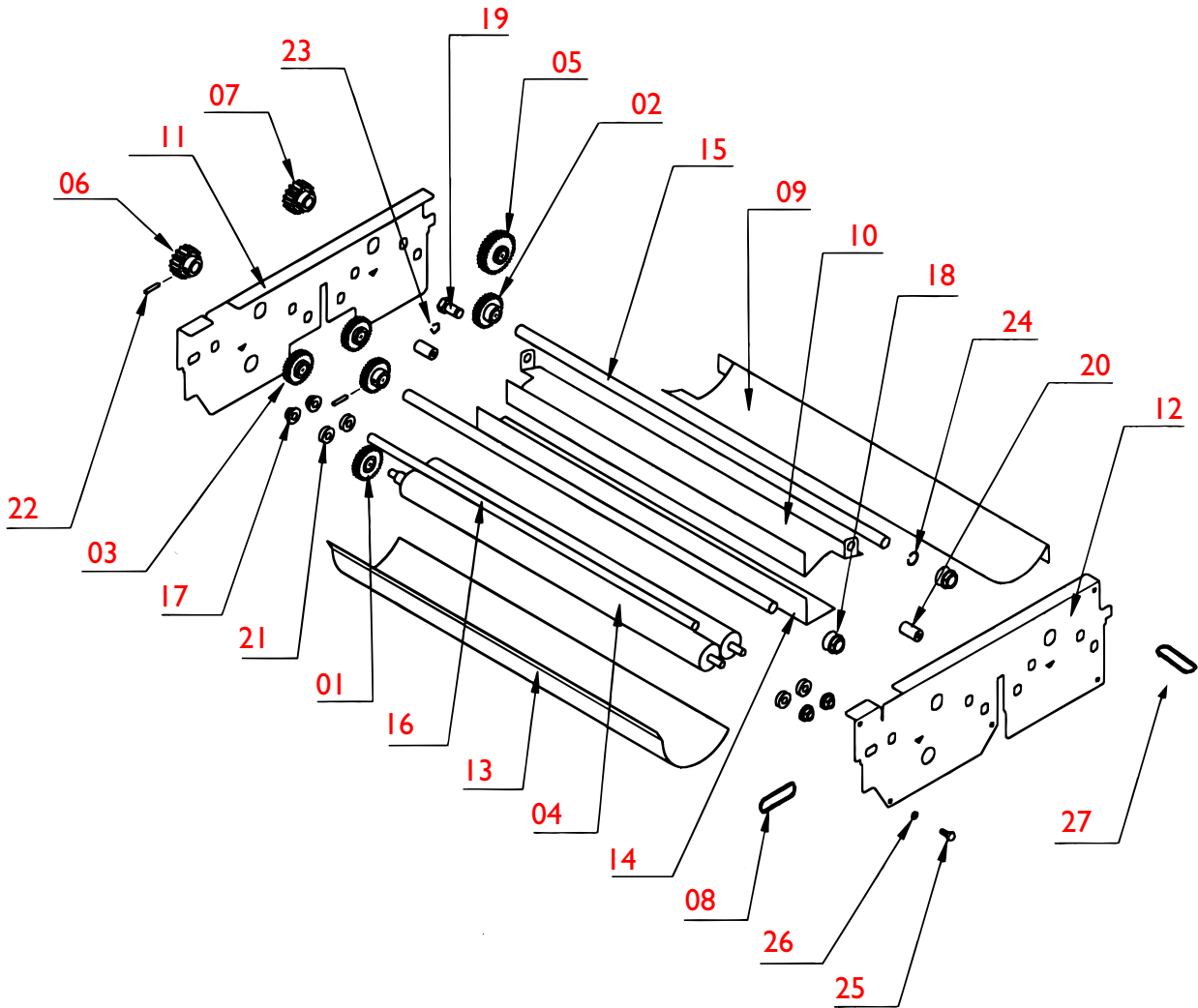
Pos.	Part No.	Designation	To mach. #	From mach. #
01	011-371-000	Foam roller, 1 of 8		
02	018-037-000	Gear, dryer exit, 1 of 5		
03	049-180-033	Guide, upper		
04	049-179-033	Guide, lower		
05	049-403-033	Lift up cover		
06	021-345-000	Temp. sensor, dryer, complete		
07	411-718-000	Exit sensor		
08	030-963-000	Gear Z25 ( <i>not shown</i> ), see item 27		
09	082-174-000	Dryer upper		
09a	082-173-000	Dryer lower ( <i>not shown</i> )		
10	022-677-013	Teflon roller (upper)		
11	6704450580	Activator/stabilizer rack ( <i>see also Processor rack for breakdown</i> )		
11a	049-404-033	Rack cover ( <i>not shown</i> )		
12	013-761-000	Overflow/draining tube, blue, act.		
13	013-930-000	Overflow/draining tube, black, stab.		
13a	459-638-000	Overflow/draining tube, O ring ( <i>not shown</i> )		
14	9604450050	Processor feed guide		
15	012-656-033	Roller cover		
16	6704450510	Repl. bottle, act. complete		
17	6704450520	Repl. bottle, stab. complete		
18	013-932-000	Bottle cap without connection		
19	450-409-000	Hose connection, hose, male		
20	450-411-000	Hose connection, cap, female		
21	459-659-000	Drain, waste, female valve		
22	459-825-000	Hose clamp		
23	9604450070	Hose, drain, complete		
24	049-075-003	Partition wall, stab/dryer		
25	049-176-003	Guide, stainless		
26	9604450060	Gear and bracket		
27	030-963-000	Gear Z25, 1 of 2		
28	057-836-000	Bearing, 1 of 6		
29	470-704-000	Ring retaining rs7, 1 of many		
30	022-656-000	Rubber roller, dryer inlet		
31	018-042-000	Gear Z40, with one way clutch		
32	459-660-000	UICK - coupling, PLC 220-06-01		
33	021-420-000	Processor tank		

## Processor/Dryer section 2



Pos.	Part No.	Designation	To mach. #	From mach. #
1	049-266-000	Shaft/worm wheels for dryer, stabilizer and activator drive		
2	296-730-000	Interface PCB		
3	411-154-000	Drain pump switch ( <i>not shown</i> )		
4	066-923-000	Activator level sensor		
5	267-002-000	Activator heater		
6	262-326-000	Activator temperature sensor		
7	452-091-000	Processor motor drive belt		
8	<b>6704450490</b>	Processor drive motor		
9	030-355-045	Worm wheel right		
10	230-014-000	Worm wheel left		
11	405-110-000	Grease tube 28g		


### Processor Rack





Pos.	Part No.	Designation	To mach. #	From mach. #
01	018-035-000	Gear 28Z MI(1 of 5)		
02	018-036-000	Gear 28Z MI(1 of 2)		
03	018-037-000	Gear 28Z MI(1 of 3)		
04	022-634-000	Rubber rollers, assy.(1 of 10)		
05	030-137-000	Gear Z48 MI		
06	030-355-045	Worm wheel right		
07	230-014-000	Worm wheel left		
08	035-182-000	Spring (1 of 8, first 4 set of rollers)		
09	049-049-033	Bottom guide Stab.		
10	049-154-033	Cross-over guide		
11	049-367-033	Side plate for rack (drive)		
12	049-368-033	Side plate for rack		
13	049-369-033	Bottom guide, act		
14	049-370-033	Guide, rack		
15	053-065-000	Drive		
16	053-066-000	Stay		
17	055-222-000	Bushing plastic (1 of 20)		
18	055-388-000	Bearing (1 of 4)		
19	055-472-000	Pin bearing		
20	057-252-000	Spacer (1 of 2)		
21	059-988-000	Bushing, plastic (1 of 4)		
22	466-306-000	Pin 3 X 16 (1 of 4)		
23	470-704-000	Ring retaining rs7 (1 of 2)		
24	470-915-000	Ring retaining rs9		
25	462-293-000	Screw M4 X 8		
26	N/A			
27	6400432300	Spring (1 of 2, output rollers)		
28	035-401-000	Springs for worm wheel right and left ( <i>not shown</i> )		
29	049-372-000	Plate for worm wheel right and left ( <i>not shown</i> )		

## Processor control box



Pos.	Part No.	Designation	To mach. #	From mach. #
1	414-061-000	Solid state relay, circulation pump		
2	414-061-000	Solid state relay, dryer		
3	414-061-000	Solid state relay, activator heater		
4	296-704-000	Dev. interface PCB		
5	414-971-000	Noise filter		
6	414-270-000	Step-up transformer		
7	412-446-000	Fuse 3A Slow blow, Circulation pump		
8	412-440-000	Fuse 1A Slow blow, Drain pump		
9	412-471-000	Fuse 4A Processor, heater		
10	412-462-000	Fuse 10A Slow blow, Dryer		
11	412-440-000	Fuse 1A Slow blow, El. transformer		
12	412-451-000	Fuse 15 A Slow blow, Main fuse		
13	412-452-000	Fuse 1.6 A Slow blow		
14	296-701-000	Processor CPU PCB		
15	9604450090	E PROM (IC3) Version 10		
16	414-254-000	Low voltage transformer		
17	067-577-000	Capacitor, 10mF40V		
18	412-454-000	Fuse F2, 4A		
19	412-474-000	Fuse F3 3A		
20	412-474-000	Fuse F4 3A		

## Recommended spare parts list

Pos.	Part No.	Designation	Quantity	Page
00	259-987-000	<b>Recommended spareparts</b> DPX 5080 (consists of:)		
		<b>Imagesetter</b>		
1	9604400040 S	Input module	1	10.9
2	9604400050 S	Output/knife module	1	10.9
3	6704450140	Conveyer	1	10.9
4	9604450030 S	Control board (without NV-RAM)	1	10.15
5	9604300010 S	Driver board	1	10.15
6	6600250070	SCSI cable	1	10.13
7	6600250080	RS 232 cable	1	10.13
8	9604000240	Main air filter set	1	10.9
9	6504450010	SIRIUS Power supply	1	10.13
10	9604400120	Step motor, different modules	1	10.19
11	9604400130	Step motor, different modules	1	10.23
12	9604000140	Sensor, different modules	1	10.29
13	9604000160	Interlock switch	1	10.9
14	9604400560	Switch, different modules	1	10.19
15	9604500310	Switch, filter	1	10.45
16	9604500320	Switch, aperture (Iris)	1	10.45
		<b>Processor</b>		
17	022-677-013	Teflon roller	1	10.49
18	066-923-000	<b>Liquid</b> level sensor	1	10.51
19	262-326-000	Activator temperature sensor	1	10.51
20	452-091-000	Processor motor drive belt	1	10.51
21	405-110-000	Grease tube 28g	1	10.51
22	6704450510	Repl. bottle, act. complete	1	10.49
23	6704450520	Repl. bottle, stab. complete	1	10.49
24	459-659-000	Drain, waste, female valve	1	10.49
25	450-409-000	Hose connection, hose, male	1	10.49
26	067-007-000	Replenish pump	1	10.47
27	6704450420	Circulation/drain pump	1	10.47
28	030-355-045	Worm wheel right	1	10.51
29	230-014-000	Worm wheel left	2	10.51
30	9604450060	Gear and bracket	1	10.49
31	459-638-000	Overflow/draining tube, O ring	5	10.49
32	6704450580	Activator/stabilizer rack. compl.	1	10.49
33	9604450050	Receiver guide	1	10.49
34	011-371-000	Foam roller 1 of 8	5	10.49
35	296-704-000	Dev. interface PCB	1	10.55
36	296-701-000	Processor CPU PCB	1	10.55



## Kits

Pos.	Part No.	Designation	Quantity
00	9604450010	<b>Gear kit</b> (consists of:)	
01	018-035-000	Gear 28Z M1	4
02	018-036-000	Gear 28Z M134	3
03	018-037-000	Gear 28Z M1	2
04	030-137-000	Gear Z48 M1	1
05	030-355-045	Worm wheel right	1
06	230-014-000	Worm wheel left	1
07	9604450060	Gear and bracket	1
08	022-634-000	Rubber roller, assy	2
00	9604450020	<b>Screw kit</b> (consists of:)	
01	035-182-000	Spring	
02	057-252-000	Spacer	3
03	055-222-000	Bushing, plastic	20
04	462-293-000	Screw M4x8	5
05	462-515-000	Set screw M4x12 A4	14
06	466-306-000	Pin 3x16	4
07	469-405-000	Washer, star	19
08	470-704-000	Ring retaining rs7	3
09	470-915-000	Ring retaining rs9	2
10	6400432300	Spring	
11	059-988-000	Bushing, plastic	20