

Section 3C - Spare Parts

Fuses

DPX 2 Fusing

Ref	Description	Line/ Neutral	Value	ECRM Part Number
F1	Mains Fuse	L	250V 15A TD	FS0043RH
F2	Mains Fuse	N	250V 15A TD	FS0043RH
F3	Transformer Fuse	L	250V 10A TD	FS0042RH
F4	Transformer Fuse	N	250V 10A TD	FS0042RH
F5	Electronics Box Fan Fuse	L	250V 1A TD	FS0045RH
F6	Electronics Box Fan Fuse	N	250V 1A TD	FS0045RH
F7	Power Supply Fuse	L	250V 8A TD	FS0044RH
F8	Power Supply Fuse	N	250V 8A TD	FS0044RH
F9	Dryer Fuse	L	250V 10A TD	FS0042RH
F10	Dryer Fuse	N	250V 10A TD	FS0042RH
F11	Activator Heater	L	250V 4A TD	FS0004RH
F12	Activator Heater	N	250V 4A TD	FS0004RH
F2-1	Activator Pump	L	250V 4A TD	FS0004RH
F2-2	Activator Pump	N	250V 4A TD	FS0004RH
F2-3	Stabilizer Pump	L	250V 4A TD	FS0004RH
F2-4	Stabilizer Pump	N	250V 4A TD	FS0004RH
F2-5	Circulation Pump	L	250V 4A TD	FS0004RH
F2-6	Circulation Pump	N	250V 4A TD	FS0004RH
F2-7	Dryer Fans	L	250V 4A TD	FS0004RH
	Punch Vacuum	L	250V 6.3A TD	FS0041RH
	Punch Vacuum	N	250V 6.3A TD	FS0041RH

Cables, Ribbon

Part Number	Description	From	To	Quantity per machine
AC301053P1	26 pin Ribbon cable	J10 Control board	J10 Interface board	1
AC301053P2	26 pin Ribbon cable	J58 Control board	J58 Interface board	1
AC301053P3	26 pin Ribbon cable	J27 Control board	J27 Interface board	1
AC301054	26 pin Ribbon cable	J9 Control board	J9 Interface board	1
AC301055	16 pin Ribbon cable	J26 Control board	J26 Interface board	1
AC301068P1	10 pin Ribbon cable	J5 Control board	9 pin D connector patch panel	1
AC301068P2	10 pin Ribbon cable	J6 Control board	9 pin D connector patch panel	1
AC301068P3	10 pin Ribbon cable	J3 Interface board	9 pin D connector patch panel	1
AC301068P4	10 pin Ribbon cable	J5 Interface board	9 pin D connector patch panel	1
AC301068P5	10 pin Ribbon cable	J8 Control board	9 pin D connector patch panel	1
AC301068P6	10 pin Ribbon cable	J7 Control board	9 pin D connector patch panel	1
AC301068P7	10 pin Ribbon cable	J13 Control board	9 pin D connector patch panel	1
AC301103	10 pin Ribbon cable	J1 Control board	RS232 Serial Port on FL Panel	1


Cables, Other

Part Number	Description	From	To	Quantity per machine
AC301027	3 wire ac cable	Power on/off switch	Fuse panel ac power plate	1
AC301028	3 wire ac cable	AC input DC PSU	Fuse panel ac power plate	1
AC301029	4 wire ac cable	Interlock relays	Contacts 2-1 & 2-2 ac power plate	1
AC301030	Interlock harness	DC PSU +24v	Interlock switches & relays	1
AC301031	2 pin cable	Left interlock switch	AC301030 Interlock harness	1
AC301046P1	Multiple cable harness	Magazine 1	9 pin D connector patch panel	1
AC301046P2	Multiple cable harness	Magazine 2	9 pin D connector patch panel	1
AC301047	Multiple cable harness	Magazine 1 & 2	9 pin D connector patch panel	1
AC301048	9 pin Ribbon cable	Spinner motor		1
AC301049	Multiple cable harness	J11 Control board	Carriage & spinner encoder	1
AC301026	3 wire ac cable	Power on/off switch	Line filter	1
AC301050P1	Multiple cable harness	J1 Interface board	Portrait punches	1
AC301050P1	Multiple cable harness	J2 Interface board	Landscape punches	1
AC301051	Multiple cable harness	Switch guide motor	9 pin D connector patch panel	1
AC301052	Multiple cable harness	Exit stepper & switch	9 pin D connector patch panel	1
AC301056	Multiple cable harness	Drum feed & sensor	9 pin D connector patch panel	1
AC301057	Multiple cable harness	J4 Interface board	Cutter L&R switches	1
AC301058	Multiple cable harness	J12 Control board	Processor & drum stepper motors	1
AC301059	Multiple cable harness	J12 Interface board	Rear processor fuse block	1
AC301065	Multiple cable harness	Terminal block	Fuse panel ac power plate	1
AC301066	2 pin cable	J4 Control board	Cutter motor	1
AC301067	Multiple cable harness	J6 Interface board	Tank liquid level sensor assy	1
AC301069	Multiple cable harness	J3 Control board	DC PSU +5v, +24v & +42v	1
AC301070	Multiple cable harness	Carriage limit switches	9 pin D connector patch panel	1
AC301071	Multiple cable harness	J16 Control board	Carriage stepper motor	1
AC301072	3 wire cable	Control box fan	Fuse panel ac power plate	1
AC301073	2 pin cable	J64 Control board	Processor base ventilation fan	1
AC301075	Multiple cable harness	Waste pump switch	Waste pump	1
AC301076	2 pin cable	SSR Dryer Relay	Fuse panel ac power plate	1
AC301077	Multiple cable harness	Transformer	Fuse panel ac power plate	1
AC301080	Loop wire	Interlock relay	Interlock relay	4
AC301084	3 wire cable	Punch vacuum box	Punch vacuum motor	1
AC301085	Multiple cable harness	P1 on AC301059	Fuse panel ac power plate	1
AC301092	3 wire ac cable	J11 Interface board	Punch vacuum box	1
AC301100	2 pin cable	Processor fuse panel	Circulation pump	1
AC301101	3 wire cable	Processor fuse panel	Activator replenishment pump	1
AC301102	3 wire cable	Processor fuse panel	Stabilizer replenishment pump	1

Cables, Other

Part Number	Description	From	To	Quantity per machine
AC301107	Ground cable	Upper dryer	Processor fuse panel	1
AC301115	4 wire cable	Connector	Act & Stab level sensor contacts	1
AC301116	Ground cable	Processor	Processor fuse panel	1
AC301128	5 wire cable	Act temp sensor	Connector	1
AC301129	5 wire cable	Dryer temp sensor	Connector	1
AC301156	1 wire cable	Thermal fuse	Punch vacuum motor	1


Electronics, Main Control Board, Cover Fan



Item Number	Description	Part number	Qty per machine
1	Main board cover assembly	502482	1
2*	Ventilation fan assembly, 220V AC*	AO301123*	1
2	Ventilation fan assembly, 24V DC	AO301120	1
3	ESD warning label	FA111154	1
4	Fan gasket plate	502443P1	1
5	Fan gasket foam	FA301187	1
6	Fan finger guard	FF0005	1


* Used on early models. Current models use the 24-volt defan

Electronics, Main Boards




Item Number	Description	Part number	Qty per machine
1	Main control board assembly with mounting plate	AO301137	1
2	Processor interface board	AP400583	1

Electronics, Main Control Board & Daughter Boards




Item Number	Description	Part number	Qty per machine
1	128Mb Ram memory module	IC0968RH	1
2	Axsys spinner motor control board	AP400607	1
3	Laser diode module	AP400209	1
4	Main control board (board only)	AP400608	1

Electronics, Drum Sensor Board & Mounting Hardware




Item Number	Description	Part number	Qty used
1	Drum sensor board	296-723-000	1
2	Mounting screw	462-626-000	2
2	Washers	468-400-023	2
3	Mounting bracket	048-212-000	1

Electrical, External Connection Cables




Item Number	Description	Part number	Qty per machine
1	USB 2.0 cable	800468	1
2	RS232 serial cable	6600250080	1
3	AC power cord International (Non USA)	AC302005RH	1
3	AC power cord Domestic (USA)	AC302004RH	1


Electrical, Input Connections



Item Number	Description	Part number	Quantity used in this area
1	Serial cable	AC301103	1
2	AC Power switch	SW0192	1
3	AC input module & filter	3380400010	1
4	AC input module cover	FA301035	1
5	Electric shock hazard label	FA9762P2	1




Electrical - DC Power Supply




Item Number	Description	Part number	Qty per machine
1	Power supply cover	FA301079	1
2	Power supply +5v, +24v & +42v	400105	1
3	DC power supply cable assembly	AC301069	1
4	AC input power cable assembly	AC301028	1
5	Voltage Tap Label	FA301188	1

Electrical – Interface Board Cooling Fan Components




Item Number	Description	Part number	Qty per machine
1	Anti-static Wrist Strap Holder	HB3084	1
2	Anti-static Wrist Strap	HB2839	1
3	Cooling Fan Assembly	AO301268	1
4	Finger Guard	FF0078	1
5	Cover, AC Area, Interface Board	FA301039	1
6	Hazardous Voltage Label	FA9762P3	1

Electrical - Transformer




Item Number	Description	Part number	Quantity used at this location
1	Transformer	414-270-000	1
2	Plastic transformer safety cover	FA301040	1
3	Safety cover mounting screws	462-626-000	4
4	Transformer mounting screws	600375	4
4	Transformer mounting screw washers	6026011102	4
5	Electrical Shock Label	FA9762P3	1
6	Transformer Voltage Tap Label	FA301188	1

Electrical - Relays



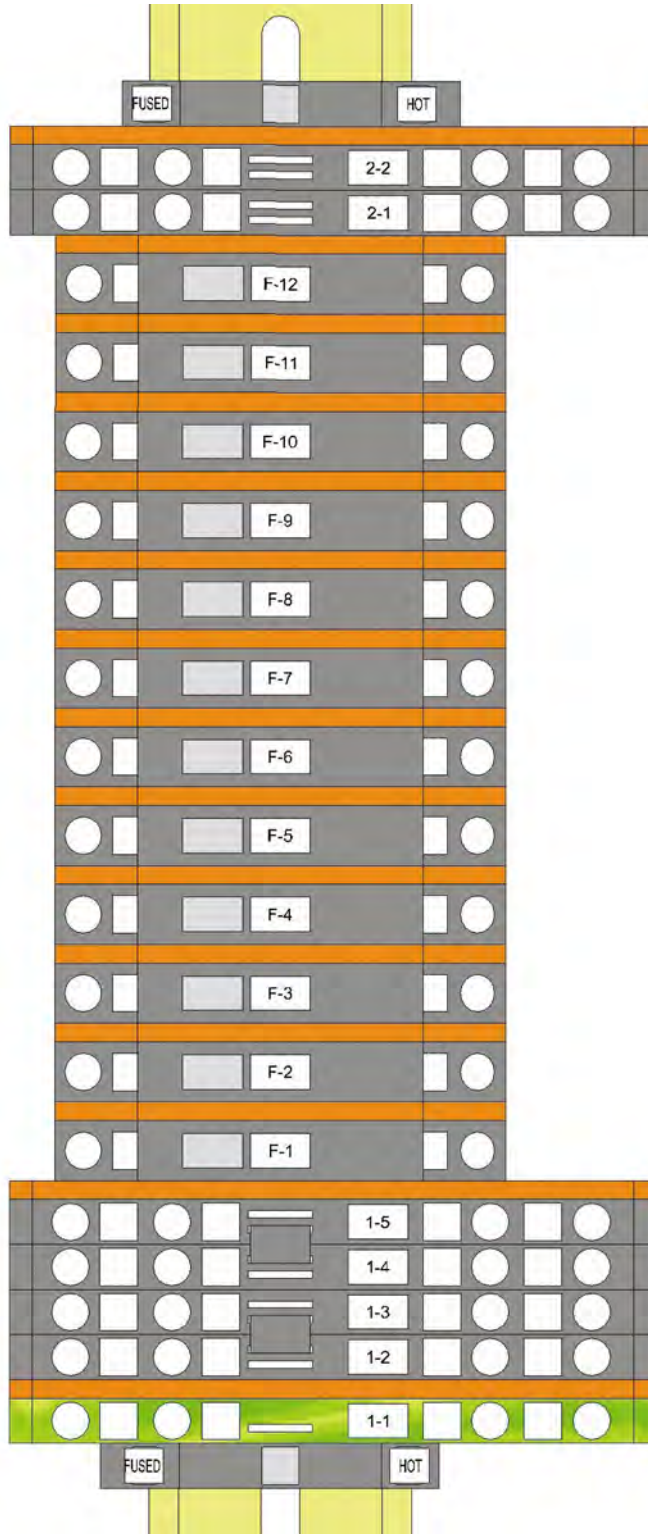
Item Number	Description	Part number	Quantity used at this location
1	Interlock relay	RL0077	2
2	Electrical shock safety label	FA9762P3	2
3	Interlock relay safety loop wire AC301080		4



Item Number	Description	Part number	Quantity used at this location
1	Solid state relay, dryer	414-061-000	1
2	Electrical shock safety label	FA9762P3	1
3	Plastic safety cover for solid state relay	RL0076	1

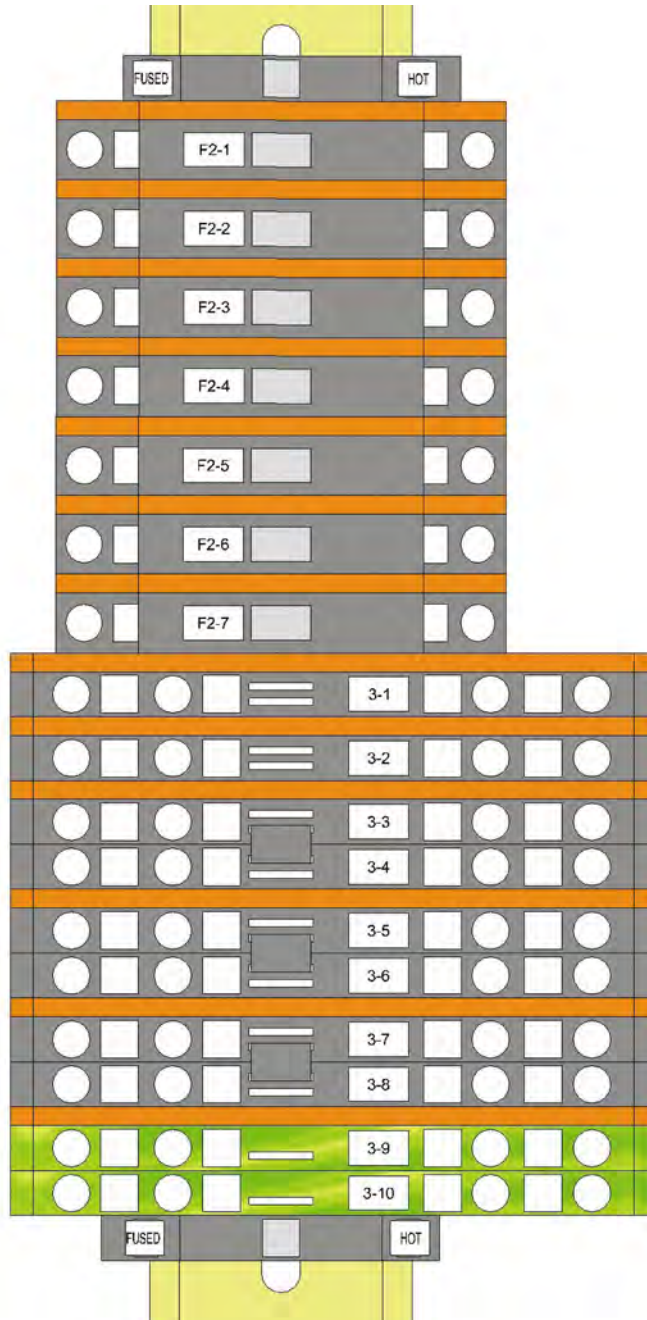
Electrical - Main Terminal & Fuse Block, Complete Assembly

ECRM Part Number MA0725RH




Electrical - Terminal & Fuse Block, Complete Assembly

ECRM Part Number MA0726RH




Electrical - Main Fuse & Terminal Block



Item Number	Description	Part number	Quantity used in this area
1	Ground terminal block	HB3139RH	1
2	Terminal block insulator	HB3138RH	3
3	Terminal block	HB3132RH	4
4	Fuse holder	HB3130RH	12
5	Fuse block insulator	HB3131RH	11

Complete assembly part number = MA0725RH

Electrical - Processor Fuse & Terminal Block




Item Number	Description	Part number	Qty per machine
1	Fuse holder insulator	HB3131RH	7
2	Fuse holder	HB3130RH	7
3	Terminal block insulator	HB3138RH	6
4	Terminal block	HB3132RH	8
5	Ground terminal block	HB3139RH	2

Complete assembly part number = MA0726RH


Electrical - Terminal Rail Spares



Item Number	Description	Part number	Qty per machine
1	Fuse Holder	HB3130RH	19
2	Fuse holder insulator	HB3131RH	19





Item Number	Description	Part number	Qty per machine
3	4 way terminal block	HB3132RH	16
4	4 way terminal block insulator	HB3138RH	12



Item Number	Description	Part number	Qty per machine
5	4 way ground terminal block	HB3139RH	3
6	Adjacent jumper insulated	HB3140RH	6

Electrical - Panel Interlock Switch and Bracket




Item Number	Description	Part number	Quantity used in this area
1	Interlock switch bracket	502498	2
2	Interlock switch	SW0254	2
3	Laser warning label	HB33123RH	1
4	Hazard warning label, small	FA21529P1	1

Cassette

Complete assembly as shown in picture below:

Cassette 1 = AO301119P1

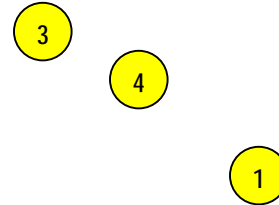

Cassette 2 = AO301119P2



Item Number	Description	Part number	Qty per cassette
1	Cassette hub	056-293-025	2
2	Spike to grip media core	052-052-000	2
3	Spring split	035-414-000	2
4	Axle for spool shaft	053-040-000	1
5	Gear	018-006-000	1
6	Cassette label (contains a 1 & 2)	FA301127	1



Cassette Hub, Fixed






Item Number	Description	Part number	Qty per cassette
1	Cassette hub	056-293-025	2
2	Spring split	035-414-000	2
3	Adjustable threaded bushing	057-807-025	2
4	Knurled lock nut	063-645-000	1

Cassette Hub, Adjustable




Item Number	Description	Part number	Qty per cassette
1	Cassette hub	053-293-025	2
2	Axle for spool shaft	054-040-000	1
3	Spring split	035-414-000	2
4	Spike to grip media core	052-052-000	2
5	Adjustable threaded bushing	057-807-025	2
6	Brass lock nut	057-823-000	2
7	Gear	018-006-000	1

Magazine 1 - Drive Components




Item Number	Description	Part number	Qty use in this area
1	Ground clip for pulley	035-263-000	1
2	Roller pulley	452-105-000	1
3	Grub screw for pulley	462-323-000	1
4	Toothed drive belt	452-110-000	1
5	Stepper motor pulley	018-003-000	1
6	Grub screw for pulley	462-304-000	1
7	Stepper motor	400600	1

Magazine 2 – Drive Components




Item Number	Description	Part number	Qty used in this area
1	Ground clip for pulley	035-263-000	1
2	Roller pulley	452-105-000	1
3	Grub screw for pulley	462-323-000	1
4	Toothed drive belt	452-110-000	1
5	Stepper motor pulley	018-003-000	1
6	Grub screw for pulley	600064052	1
7	Stepper motor	400600	1

Magazine






Item Number	Description	Part number	Qty use in this area
1	DC motor assembly	067-051-000	1
2	Mounting bracket	FA301034	1
3	Gear	030-995-000	2
4	Hex head screw	462-626-000	2
5	Brass mount	011-418-000	2
6	Brass mount (press fit into item 7)	057-805-000	1
7	Gear	030-978-000	1
8	M4x10 SHSC set screw	462-254-000	1

Magazine



Item Number	Description	Part number	Qty use in this area
1	DC motor assembly	067-051-000	2
2	Sensor board	296-716-000	4
3	Stepper motor	400600	2
4	Cover	FA301024	1
5	Cover	FA301033	1


Magazine - Sensors



Item Number	Description	Part number	Qty used
1	Sensor board	296-716-000	4
2	LED Emitter & cable assembly	212-805-000	4




Front view of emitter in mount




Rear view of emitter in mount

Cutter





Item Number	Description	Part number	Qty per cassette
1	Cutter motor	413-075-000	1
2	Cutter motor pulley	030-946-006	1
3	Cutter toothed drive belt	452-101-000	1
4	Cutter belt tension wheel	030-979-000	1
5	Cutter belt bushing	018-020-000	1
6	Cutter motor mounting bracket	048-891-003	1
7	Cutter motor mounting bolts	461-549-023	3
8	Cutter pulley grub screw	6000640521	1

Cutter




Item Number	Description	Part number	Qty per cassette
1	Pulley mounting stud	054-964-000	1
2	Pulley locking clip	470-917-000	1
3	Cutter belt pulley	018-028-000	1
4	Cutter belt	452-101-000	1
5	Pulley mounting bracket	648-086-003	1

Cutter




Item Number	Description	Part number	Qty used
1	Knife wheel	047-981-000	1
2	Spring for knife wheel	035-409-000	1
3	Sliding bearing	055-687-000	1
4	Cutter belt	452-101-000	1


Cutter



Item Number	Description	Part number	Qty per cassette
1	Cutter rail 10mm diameter	053-028-000	1
2	Cutter rail 16mm diameter	053-029-000	1
3	Cutter wheel assembly	No assy yet	1
4	Cutter guide	021-397-033	1
5	Cutter fixed blade	048-893-000	1
6	Cutter fixed blade mounting channel	014-010-000	1




Electrical - Cutter Limit Switches




Item Number	Description	Part number	Qty per machine
1	Cutter Limit Switch	300199	2


Optics - Spinner Motor & Mounting Hardware



Item Number	Description	Part number	Qty per machine
1	Spinner motor, Axsys 30K	6504400010	1
2	Spinner motor mounting screw	6002535221	6




Optics Assembly




Item Number	Description	Part number	Qty per machine
1	ND Filter step motor assembly	9604500200	1
2	ND filter zero micro switch	9604500310	1
3	Iris Home micro switch	9604500320	1
4	Iris step motor assembly	419-243-000	1
5	Complete optics assembly	6704500012	1

Carriage Lead Screw




Item Number	Description	Part number	Quantity used in this area
1	Carriage lead screw assembly	6400007530	1
2	Flywheel	300858	1
3	Flywheel bushing	502014	1
4	Flywheel retaining clip	602302	1




DPX 2 Spare Parts


Carriage lead screw drive & limit switches



Item Number	Description	Part number	Quantity used in this area
1	Flywheel	300858	1
2	Carriage stepper motor	6704500190	1
3	Leadscrew motor coupling	6411700010	1
4	Carriage limit switch	SW0272	1




Punch Waste Container




Item Number	Description	Part number	Quantity used in this area
1	Punch waste container	500298	1
2	Punch vacuum chaff bowl thumb screw	HB3153	2
3	Foam seal on rim of plastic punch bowl	6620700090	1




Punch Vacuum Motor Assembly




Item Number	Description	Part number	Quantity used in this area
1	Punch vacuum assembly (complete)	AO301108	1
2	Hose clip to punch vacuum bowl (Large)	459-762-000	1
3	Plastic punch chaff collection bowl	500298	1
4	Punch hose	403-618-000	1
5	Punch hose	403-607-000	1
6	Hose clip to punch vacuum bowl (Small)	459-761-000	4





Punch Vacuum Motor Assembly




Item Number	Description	Part number	Quantity used in this area
1	Punch vacuum motor	400571	1
2	Punch vacuum housing outer housing	502382	1
3	Punch vacuum thermal fuse	414-976-000	1
4	Punch vacuum housing inner housing	FA301089	1




Punch Vacuum Assembly



Item Number	Description	Part number	Quantity used in this area
1	Punch vacuum motor	400571	1
2	Punch vacuum motor mounting rubber boot	602329	1
3	Punch vacuum hose metal locking clip	602345	1
4	Punch vacuum rubber boot metal locking clip	602065	1




Punch Vacuum Motor Assembly




Item Number	Description	Part number	Quantity used in this area
1	Punch vacuum ac connector assembly	CO1392RH	1
2	Punch vacuum fuses, 6.3A 250V TD	FS0041RH	2
3	Punch vacuum assembly fuse label	HB3111RH	1
4	Thermal switch (not shown – inside housing)	414-976-000	1

Punch




Item Number	Description	Part number	Qty
1	Punch motor	413-081-000	1
2	Punch motor pulley	018-008-000	1
3	Punch die pulley	FA301170	1
4	Toothed drive belt	452-133-000	1
5	Micro switch with bent arm	012-269-000	1
6	Micro switch with straight arm	411-188-000	2
7	Nut (secured with Loctite 222)	011-782-000	1
8	Micro switch mounting plate	FA301181	1

Punch





Item Number	Description	Part number	Quantity
1	Punch disk	FA301168	1
2	Disk mounting screws	6000630221	2
2	Disk mounting washers	469-012-000	2
3	Motor mounting bracket	048-774-000	1
4	Motor mounting screws	600474	3
4	Motor mounting washers	469-012-000	3
5	Bracket to punch block mounting screws	600474	4
5	Bracket to punch block mounting washers	469-012-000	4

Punch Baffles




Item Number	Description	Part number	Quantity
1			
2			
3			
4			
5			


Punch



Item Number	Description	Part number	Quantity used per punch unit
1	Punch block, 10mm round	011-852-000	1
2	Punch block, 12mm square	014-078-000	1
3	Punch vacuum hose to block coupling	011-948-000	2
4	Punch vacuum hose	403-617-000	2





Processor Output Kicker Drive




Item Number	Description	Part number	Quantity
1	Output drive stepper motor	400600	1
2	Foam drive rollers	011-371-000	29
3	Stepper motor mounting screws	462-239-000	4
3	Stepper motor mounting washers	469-016-000	4
4	Idler shaft	053-047-000	2
5	Idler shaft	053-046-000	2
6	Exit sensor	411-727-000	1
7	Anti-static brush	601855	1




Processor Output Kicker Drive



Item Number	Description	Part number	Quantity used in this area
1	Output drive stepper motor	400600	1
2	Foam drive rollers	011-371-000	29
3	Stepper motor pulley	018-003-000	1
4	Toothed drive belt	600094	1
5	Pulley	600095	2
6	Spring	035-087-000	4
7	Stepper motor external gasket	011-457-000	1
8	Stepper motor inner gasket	011-456-000	1
9	Idler shaft	053-047-000	2
10	Idler shaft	053-046-000	2




Output Kicker Drive- Exit Guide Sensor




Item Number	Description	Part number	Qty per machine
1	Exit Guide Sensor	411-727-000	1

Processor - Right Hand View




Item Number	Description	Part number	Quantity used in this area
1	Processor tank assembly	602369	1
2	Activator & Stabilizer level sensor assembly	AC301115	1
3	Waste drain switch	411-154-000	1
4	Activator replenish & sensor assembly	300317	1
5	Stabilizer replenish & sensor assembly	300318	1
6	Activator replenishment tank	AO301086	1
7	Stabilizer replenishment tank	AO301087	1
8	Waste drain connector assembly	450-408-000	1

Processor – Activator & Stabilizer Level Sensor Assembly




Item Number	Description	Part number	Quantity used in this area
1	Activator & Stabilizer level sensor assembly	AO301211	1

Processor – Drain Level Tubes & Activator Heater



Item Number	Description	Part number	Qty per machine
1	Activator drain & level tube (blue)	013-761-000	1
2	Stabilizer drain & level tube (black)	013-930-000	1
3	O Ring	459-638-000	1 per tube



Item Number	Description	Part number	Qty per machine
4	Activator heater, 230VAC, 300W	066-987-000	1

Processor Rack Assembly




Item Number	Description	Part number	Qty per unit
1	Processor rack assembly complete	AO301097	1


Processor – Squeegee Roller



Item Number	Description	Part number	Qty per machine
1	Squeegee roller	502548	1
2	Rubber roller	022-652-000	1
3	Bearing	055-051-000	2
4	Bearing retaining bolt	462-293-000	1
4	Bearing retaining washer	468-401-023	1
5	Bearing retaining clip	470-704-000	1




Processor – Pumps and Waste Tank



Item Number	Description	Part number	Quantity used in this area
1	Stabilizer replenishment pump assembly	AO301231	1
2	Activator replenishment pump assembly	AO301230	1
3	Waste pump assembly	066-102-000	1
4	Circulation pump assembly	067-794-000	1
6	Waste tank lid	013-858-000	1
7	Waste tank	013-857-000	1

Processor – Waste Tank Area




Item Number	Description	Part number	Qty per machine
1	Waste tank lid	013-858-000	1
2	Waste tank	013-857-000	1
3	Funnel	458-077-000	2
4	Waste pump	066-102-000	1
5	Nylon fitting in tank wall	057-838-000	1
6	90 degree elbow	459-791-000	1

Processor – Waste Tank Fittings

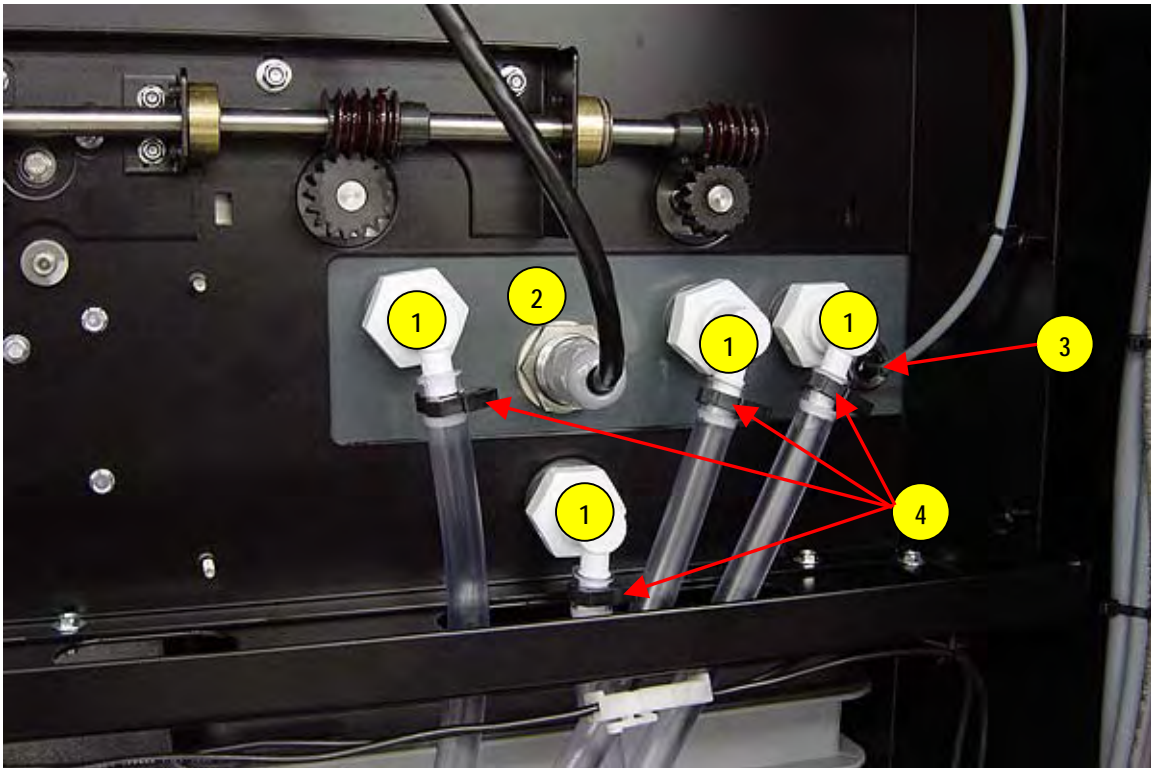


Item Number	Description	Part number	Qty per machine
1	Waste tank level sensor assembly	419-304-000	1




Item Number	Description	Part number	Qty per machine
2	Nylon through wall drain coupling	057-838-000	1
3	Sealing washer	459-949-000	1
4	Drain hose	403-352-000	1
5	Hose clamp	459-619-000	1
6	90 degree elbow	459-791-000	1


Processor





Item Number	Description	Part number	Quantity used in this area
1	Plastic swivel hose connector	458-019-000	4
2	Activator heater, 230VAC, 300W	066-987-000	1
3	Activator temperature probe	AO301133	1
4	Plastic hose clip (small)	459-825-000	4




Processor – Processor Temperature Sensors



Item Number	Description	Part number	Quantity used in this area
1	Activator tank temperature sensor assembly	AO301134	1
2	Dryer temperature sensor mount	602365	1
3	Dryer temperature sensor assembly	AO301133	1




Processor Drive Shaft Assembly



Item Number	Description	Part number	Quantity used at this location
1	Step motor	400600	1
2	Toothed drive belt	452-141-000	1
3	Pulley locking roll pin	466-312-000	1
4	Pulley	602367	1
5	Drive motor pulley	6023666	1

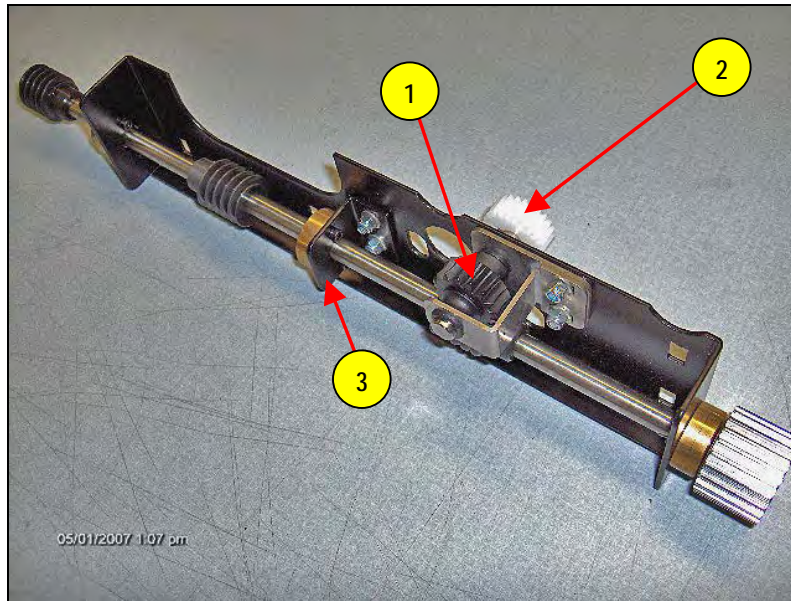
Processor Drive Shaft Assembly



Complete Drive shaft assembly, as shown above = AO301117


Item Number	Description	Part number	Quantity used in this area
1	Worm gear left threaded	030-099-000	1
2	Worm gear right threaded	030-098-000	2
3	L-bracket	048-113-000	1
4	Pulley	602367	1
5	Drive shaft mounting plate	FA301177	1
6	Drive shaft	053-091-000	1
7	Bearing angle bracket	048-062-003	1

Processor Drive Shaft Assembly



Item Number	Description	Part number	Qty per assembly
1	Gear	030-355-045	1
2	Gear	030-963-000	1
3	Bracket	048-062-003	1

Processor Drive Shaft Assembly




Item Number	Description	Part number	Quantity used in this area
1	Worm gear right threaded	030-098-000	1
2	Retaining ring	470-915-000	1
3	Bearing plate	451-016-013	2
4	Axial bearing	451-015-013	1
5	Roll pin for worm gears	466-306-000	3
6	Roller bearing	451-021-000	3
7	Brass bearing housing	057-139-000	3

Notes


1. Roller bearings (item 6) are lubricated with grease 1091001 upon assembly
2. Axial bearing (item 4) is lubricate with grease 1091001 upon assembly
3. Worm gears are lubricated with grease 405-110-000

Processor – Dryer Input Cover




Item Number	Description	Part number	Qty per machine
1	Dryer input cover assembly	049-318-002	1
2	Guide	049-319-033	1
3	Guide mounting screws	462-626-000	3

Processor – Dryer Guide




Item Number	Description	Part number	Qty per machine
1	Guide	049-015-000	1



Processor Dryers and Heaters



Item Number	Description	Part number	Quantity used in this area
1	Upper dryer & heater assembly	AO301194	1
2	Lower dryer & heater assembly	AO301193	1



Processor -Ventilation Fan



Item Number	Description	Part number	Quantity used in this area
1	Air filter (located inside this cover)	048-982-000	1
2	Processor ventilation fan, 24VDC	AO301120	1
3	Fan finger guard	FF0005	1