

Section 10

DotMate 6500/7500

Spare Parts

DotMate 7500, front	2
Take-up cassette	4
Cover, brakes	6
Input cassette, front	8
Front, open	10
Drum, left	12
Drum, right	14
Punch	16
Guide module	18
Output/knife module (1.04)	20
Output/Knife module 2	22
Output/knife module 3	24
Input module 1	26
Input module 2	28
Front conveyer top	30
Front conveyer side	32
Rear conveyer 1	34
Rear conveyer 2	36
Optical unit 1	38
Optical unit 2	40
Hardware unit	42
PWR supplies	44
Line filter	46
Accessories	47
Recommended spare parts kit	48

Note: Any changes since the last revision in this section will be shown in bold and highlighted

Note: All parts marked with an “S” after the part number are recyclable parts. See "Spares Handling Procedure".

Note: All parts marked with an “†” are consumable items

DotMate 7500, front



Pos.	Part No.	Designation	Note
01	9606600100	Display board w/buttons/switch	Cover with vertical handle
02	9606600110	Front cover version 98	Cover with vertical handle
	6400455600 †	Gear profile for front cover	Cover with vertical handle
	6400458700 †	Profile w/brush f/front cover	Cover with vertical handle
03	6706500940	Right door	DM6500
	6705511010	Right door	DM7500
04	6706500920	Left door	DM6500
	6705511020	Left door	DM7500
Older models:			
	9605500550	Handles for cover. left-right	model 0510,0550,0570,0580
	9605500100	LED board	model 0510,0550,0570,0580
	9605500105	Keypad, foil	model 0550,0570,0580 P
	9605500106	Keypad, foil	model 0510SA
	9605500107	Keypad, foil	model SA Plus
	9605500108	Keypad, foil	model P Plus
	9605500109	Keypad, foil	model CTP plus

Take-up cassette




Pos.	Part No.	Designation	Note
01	9205510071 9205500130	Take-up cassette Take-up cassette	model 0510,0550,0570,0580

Cover, brakes




Pos.	Part No.	Designation	Note
01	9606600080 †	Brake cover, left	Cover with vertical handle
02	9606600090 †	Brake cover, right	Cover with vertical handle
03	9605500500	Gas springs	

Input cassette, front




Pos.	Part No.	Designation	Note
01	9205510081 9205500120	Input cassette, plus Input cassette,	from version 080-xxxx to version 080-xxxx
	9605500560	Input cass. Plus ver. update	model 0510,0550,0570,0580
	9605500520	Flange w. spring ball	
	9605500530	Flange fixed	
02	9605501310 †	Stop f.cassette shaft assy. right	
03	9605500350 †	Microswitch, take-up cassette	
04	9605501320 †	Stop f.cassette shaft assy. left	
	6400433000	Cassette side Left Top	
	6400433100	Cassette side Right bottom	
	6400433200	Cassette side Left bottom	

Front, open




Pos.	Part No.	Designation	Note
01	6202500020	Hinge 170	
02	9605501010S	Input module	
03	9606600020S	Output/knife module	
04	9606600210	Vacuum unit	
	9605500150 †	Main air filter (set)	old model:filter underneath the drum
05	9605500400	Hardware unit	
06	9604000160	Interlock switch	

Drum, left




Pos.	Part No.	Designation	Note
01	9605500090	Optics protection board	
02	9604500170	Spindle stepper motor	
03	9605500270	Media guide strain gauges	
04	9605500610	Cable kit for carriage	
05	6704500350	Swing wheel, mounted	
06	9604000230	Main cooling fan, 12V	
	9605500158 †	Clean air filter, Phillips	
07	9604400230	Clutch for spindle	

Drum, right




Pos.	Part No.	Designation	Note
01	6400012000	Laser cover	
02	9605500060	Guide module	
03	9605500280	DC motor	
04	9605500110	Temperature stabilizer board	
05	9605500210S	Spinner	

Punch




Pos.	Part No.	Designation	Note
01	9605500120	Punch, outer Bacher Film	version 130-xxx
	9605500130	Punch, middle Bacher Film	version 130-xxx
	9605500710	Punch #1, centre Bacher Film	version 300-xxx
	9605500720	Punch #2, Stoesser Bacher Film	version 300-xxx
	9605500730	Punch #3, centre Beil Film	version 300-xxx
	9605500740	Punch #4, outer Beil Film	version 300-xxx
	9605500750	Punch #5, centre Stoesser Film	version 300-xxx
	9605500760	Punch #6, squared Bacher Plate	version 300-xxx
	9605500770	Punch #7, round Bacher Plate	version 300-xxx
	9605500780	Punch #8, round Protocol Film	version 300-xxx
	200123	Punch unit. Ø12 notch	
02	6400549600	Tube for punch 220/425, 4 studs	version 300-xxx
	6400554100	Tube for punch Film/CTP, 5 studs	version 300-xxx
03	419-508-000 †	Switch	
04	6706500130	Punch Led	

Guide module




Pos.	Part No.	Designation	Note
01	9605500060	Guide module	
	9605500290	DC motor	
02	9604000190 †	Microswitch	

Output/knife module (1.04)




Pos.	Part No.	Designation	Note
	9606600020 S	Output/knife module	
01	9605500322 †	Belt for knife rotation	
02	9605501340	Sensor, drum out	
03	9605500320 †	Drive belt	
04	9605501380	Knife unit	Vers. 1.02
	9606600025	Knife unit	Vers. 1.04/ 1.05
05	6620700090	Rubber clamp,	Neopren 4*5*1400
	6400554000	Cutter wheel	
	6400358400	Spring	
06	9604000200	Step motor	

Output/Knife module 2




Pos.	Part No.	Designation	Note
	9606600020 S	Output/knife module	
01	6400004680	Gear	
02	6610322600	Cable, drum output internal	
03	6620400030 †	Belt	
04	6400302500	Gear	
05	6400547200	Gear	
06	9604400560 †	Switch	

Output/knife module 3




Pos.	Part No.	Designation	Note
01	9606600020 S 6400547200	Output/knife module Gear	

Input module I



Pos.	Part No.	Designation	Note
	9605501010 S	Input module	
01	9605500300	Stepper motor	
02	6400432100	Drive roller	
03	9605501350 †	Anti-static brush	
04	9605501330	Sensor, drum in	
	9605500330	Sensor drum in	model 0510,0550,0570,0580
05	6400595700	Feed roller	

Input module 2




Pos.	Part No.	Designation	Note
	9605501010 S	Input module	
01	9604000130 †	Drive belt	
02	6705510890	Toothed wheel tightener	
03	6610322400	Cable, drum input	
04	6400290000	Belt wheel	
05	6400290200	Belt wheel for drive roller	
06	9605500310 †	Drive belt	
07	6400432300	Spring	
08	6705510921	Feed belt wheel assy.	Replaces 6705510920

Front conveyer top




Pos.	Part No.	Designation	Note
	9606600050S	Front conveyer	
01	9605500340	Sensor buffer side	
02	9604000200	Step motor	
03	9605500310 †	Drive belt 6t 2.5-265	
04	9605501070	Belt kit for front conveyer (7 pcs)	
05	9605500370	Step motor front conveyer	
06	9605501350 †	Antistatic brush, incl. plug	
07	9604000140	Sensor (type 59210-020)	
	6004060261	Close tolerance bolt ø6x40	
	6400398600	Wheel f. bolt	
	6411000110	Circlips f. bolt.	
	6705510720	Input cassette guide, Left	
	6705510730	Input cassette guide, Right	
	6400388500	Arm f. Light shield	
	9605501060	Upgrade for new front conveyer	model 0550-xxxx, 0570-xxxx

Front conveyer side




Pos.	Part No.	Designation	Note
01	9605500570 †	Drive belt 6T 2,5-500	
02	9605500580 †	Drive belt 6T 2,5-330	

Rear conveyer I




Pos.	Part No.	Designation	Note
01	9606600060S	Rear conveyer	
02	9604000150	Sensor (type RP-452)	
03	9605500290	DC Motor	
03	9605500321 †	Drive belt 6-AT3x150	
04	6620100400	O-ring 30x3 EPDM	

Rear conveyor 2




Pos.	Part No.	Designation	Note
01	9605500360	Sensor, optical	

Optical unit I




Pos.	Part No.	Designation	Note
01	6705500630	Filter motor assy (incl. motor and gears)	
02	9605500420	Laser driver	Special training and tool required to exchange laser driver.

Optical unit 2




Pos.	Part No.	Designation	Note
01	9605500250	Stepper motor	Special training and tool required to exchange laser driver.
02	9605500250	Stepper motor	
03	9605500420	Laser driver	
04	9604000290 †	Micro switch	

Hardware unit




Pos.	Part No.	Designation	Note
	9605500400	Hardware unit	
01	9605500080	Backplane	
02	9605501160 S	Driver board	
03	9605501220 S	Control board	
	9601300800	Serial cable (0-modem)	
	9601300850	Diff. SCSI cable	
	9605501230	Ram module, DRAM 16MB 60ns	
04	9604000220	Electronics cooling fan	
	9604450040	NV- RAM programmed.	DotMate Serial number must be given.

PWR supplies



Pos.	Part No.	Designation	Note
01	9605500170	24V Power supply	
02	9604500070	5/12Volt Power supply	

Line filter



Pos.	Part No.	Designation	Note
01	9605500190	Line filter	
02	6610550300	Vacuum system SSR assy	
	9605500200	Capacitor 2mF	

Part No.	Designation
9601300550	<p data-bbox="663 421 823 454">Service kit</p> <p data-bbox="564 479 1007 512">DotMate 6500 & 7500, All models</p> <p data-bbox="663 524 799 557"><i>Consists of:</i></p> <p data-bbox="564 562 1362 674">Allen key set, (European standard), interlock defeater, grease for spindle, DM 6500 and 7500 service manual, DM 6500 and 7500P Maintenance Guide, DM 6500 and 7500 User Manual.</p>
	<p data-bbox="663 730 839 763">Accessories</p>
9601300120	Grease for spindle, (all models)
9601300800	Service cable, DM 4000, 4900, 5000 (new elec.), 6500, 7500
9601300850	SCSI cable, Differential, 50 - 68 pins, 5m
9604000270	Interlockswitch key
9606605222	Grease For DanMate 665 processor
7320001602	DotMate 6500 Service Manual

Recommended Spare Parts List

	Part No.	Designation	Note
I	9202055110	Imagesetter RSK	
		<i>Consists of:</i>	
I	9604000120	Drive belt rollers, (output mod.)	
I	9604000130	Drive belt inner, (input mod.)	
I	9604500070	Powersupply 5/12V	
I	9605500170	Powersupply 24V	
I	9605500090	Optics protection board	
I	9605500150	Main air filter set	
I	9605500158	Clean Air Filter, Philips	
I	9605500270	Media guide strain gauges	
I	9605500310	Drive belt outer, (input mod.)	
I	9605500320	Drive belt knife, (output mod.)	
I	9605500330	Sensor	
I	9605500340	Sensor, side	
I	9605500350	Microswitch	
I	9605501010	Input module	
I	9605501160	Driver board	
I	9605501220	Controlboard	
I	9606600020	Output/Knife module	
	9202055120	Imagesetter RSK	SA
I	9605501030	Buffer module	